

Directions for visitors to SASA



NOTE: Conference delegates should note that, unless spaces have been prebooked, they should **not** park in the main car park. This is intended for SASA staff. Visitors should therefore **not enter the main site**, but instead go to the top of Roddinglaw Road and park in the **Overflow Car Park***, at the Farm entrance.

SASA

Roddinglaw Road,
Edinburgh, EH12 9FJ
T: +44(0)131 244 8890
E: info@sasa.gov.scot

Visit our website

www.sasa.gov.uk

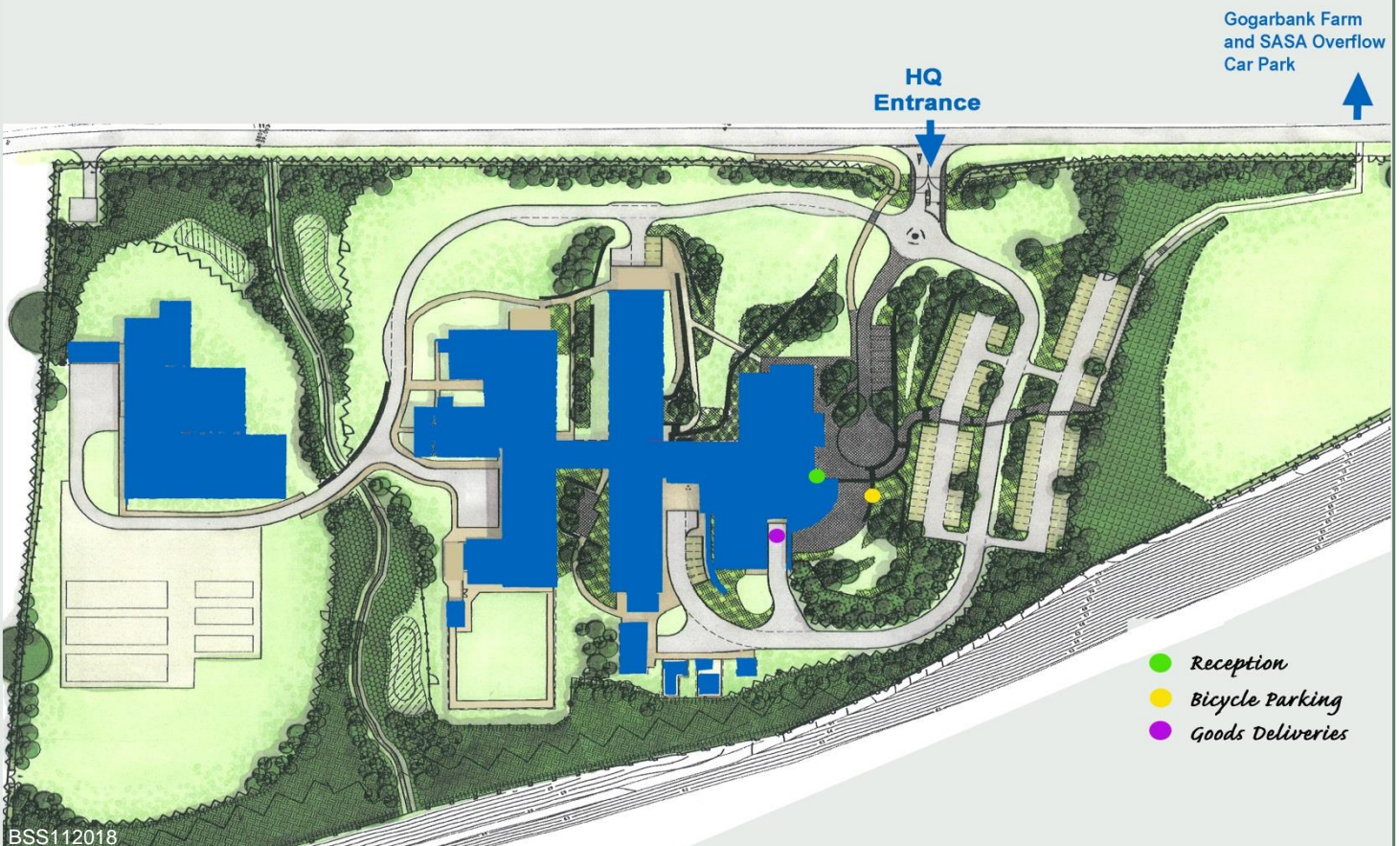
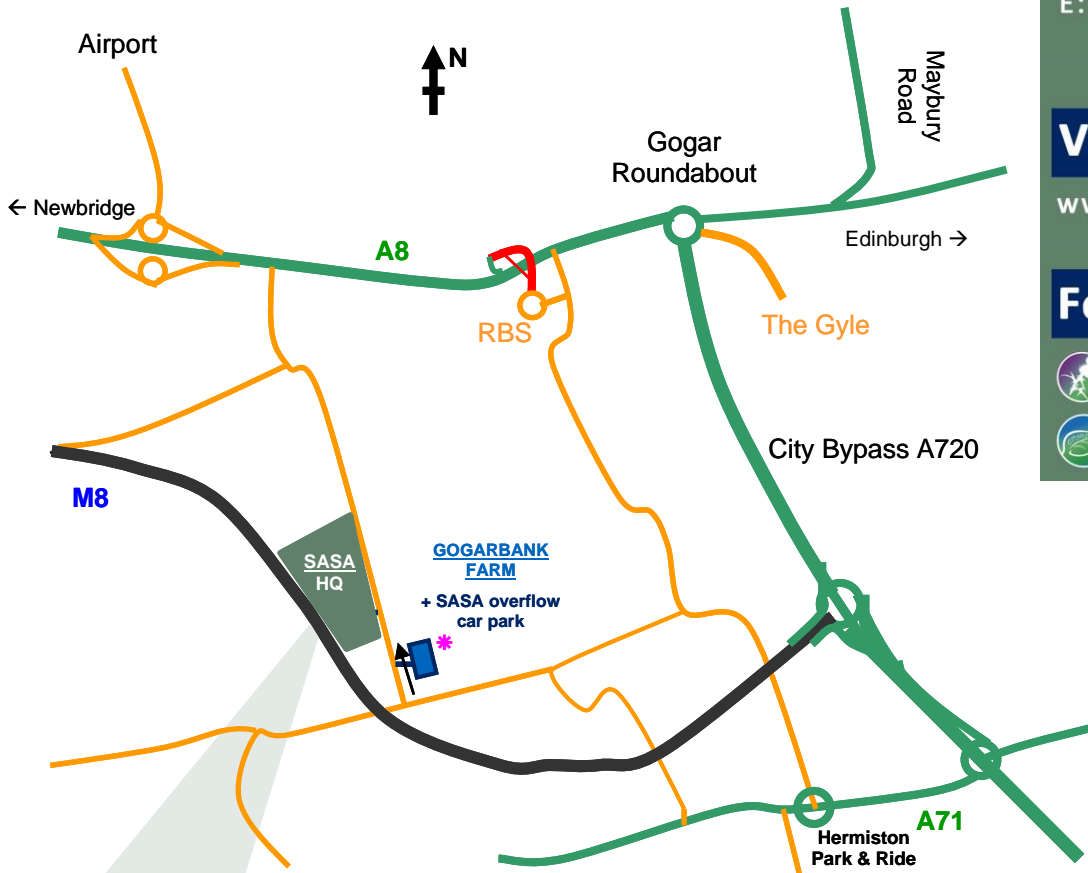
Follow us

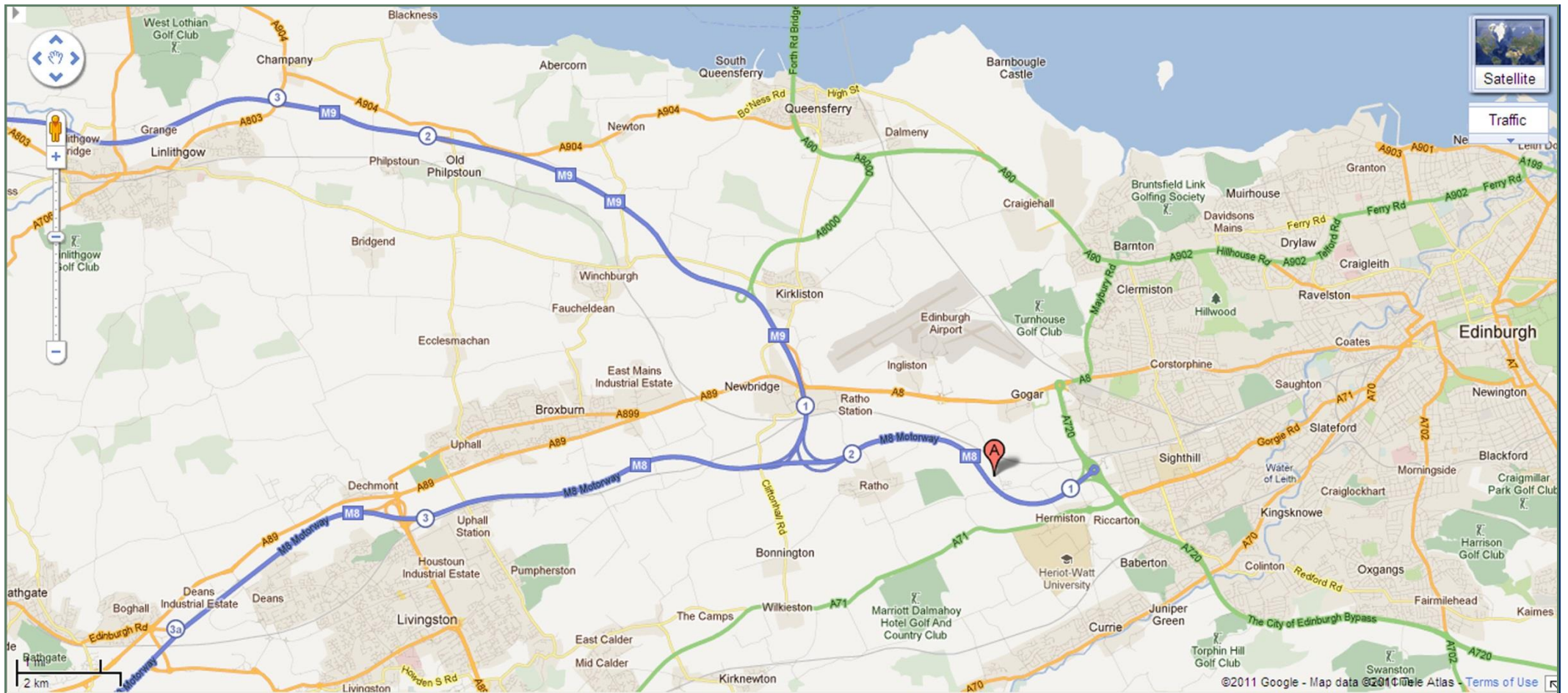


@ScotGovSASA



@PlantChiefScot





SASA

Roddinglaw Road,
Edinburgh, EH12 9FJ
T: +44(0)131 244 8890
E: info@sasa.gov.scot

Visit our website

www.sasa.gov.uk

Follow us

 @ScotGovSASA

 @PlantChiefScot

SASA is located on the outskirts of Edinburgh near the airport

By AIR

Edinburgh airport is within easy reach of SASA by road. A taxi will take around 10 minutes. Edinburgh Airport website: <http://www.edinburghairport.com/>

By RAIL and BUS

From Edinburgh Waverley or Haymarket train stations there are several bus routes and a tram route serving the Gyle Shopping Centre from where you can take a taxi to SASA. Please call Traveline Scotland on 0871 200 22 33 or <http://www.transportdirect.info/> to plan your trip. For bus and tram options within Edinburgh go to the Transport for Edinburgh website <http://transportforeдинburgh.com/>.

By ROAD

For satnav and google maps, please use postcode: EH12 9FJ