



The Scottish
Government



Supporting the growth of the Scottish
economy

Directions for visitors to SASA

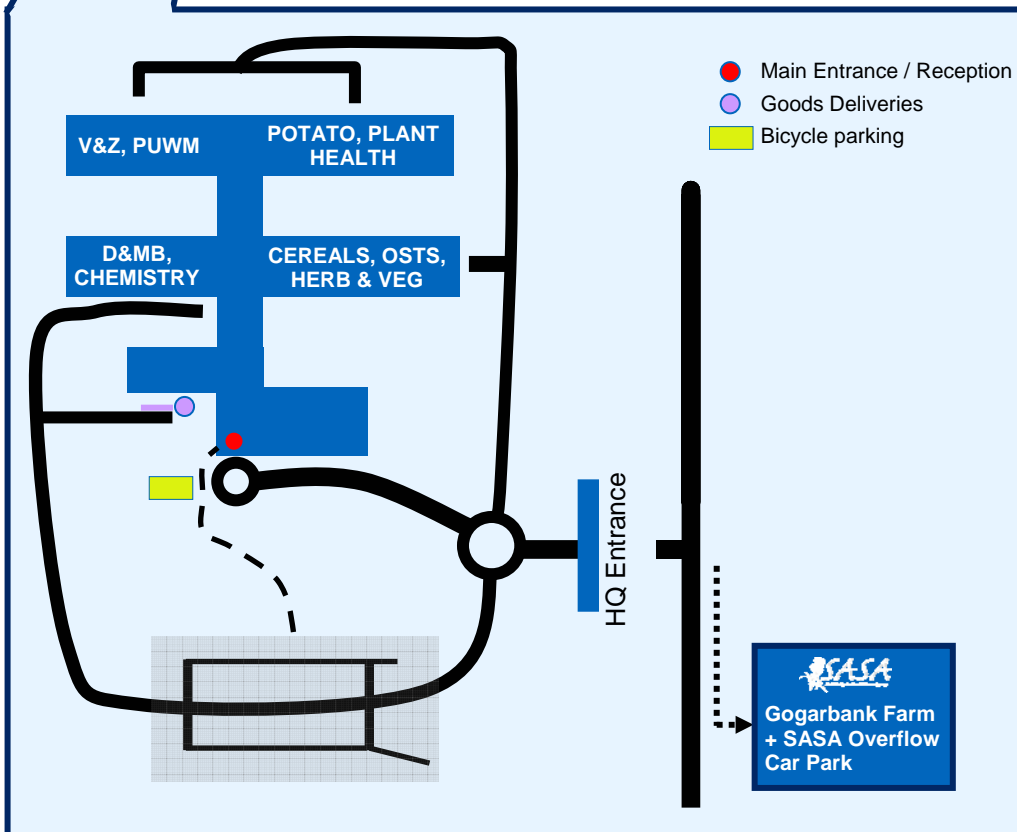
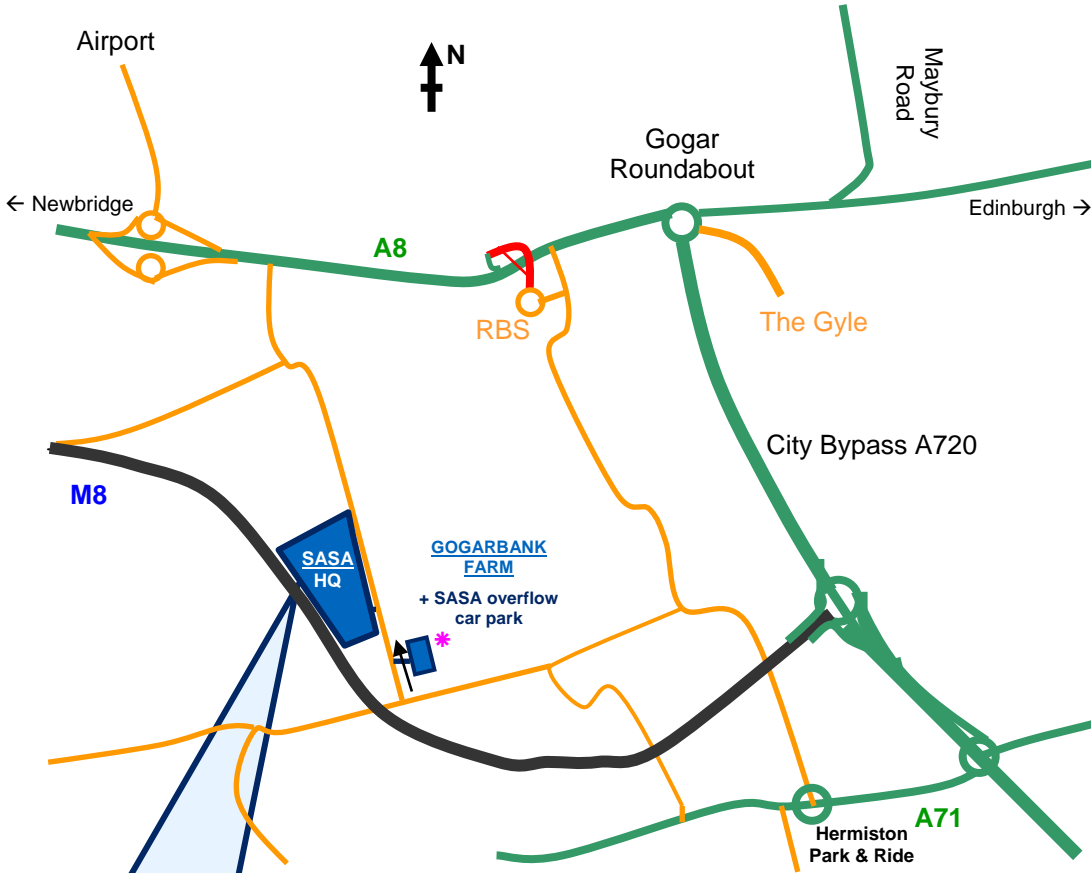


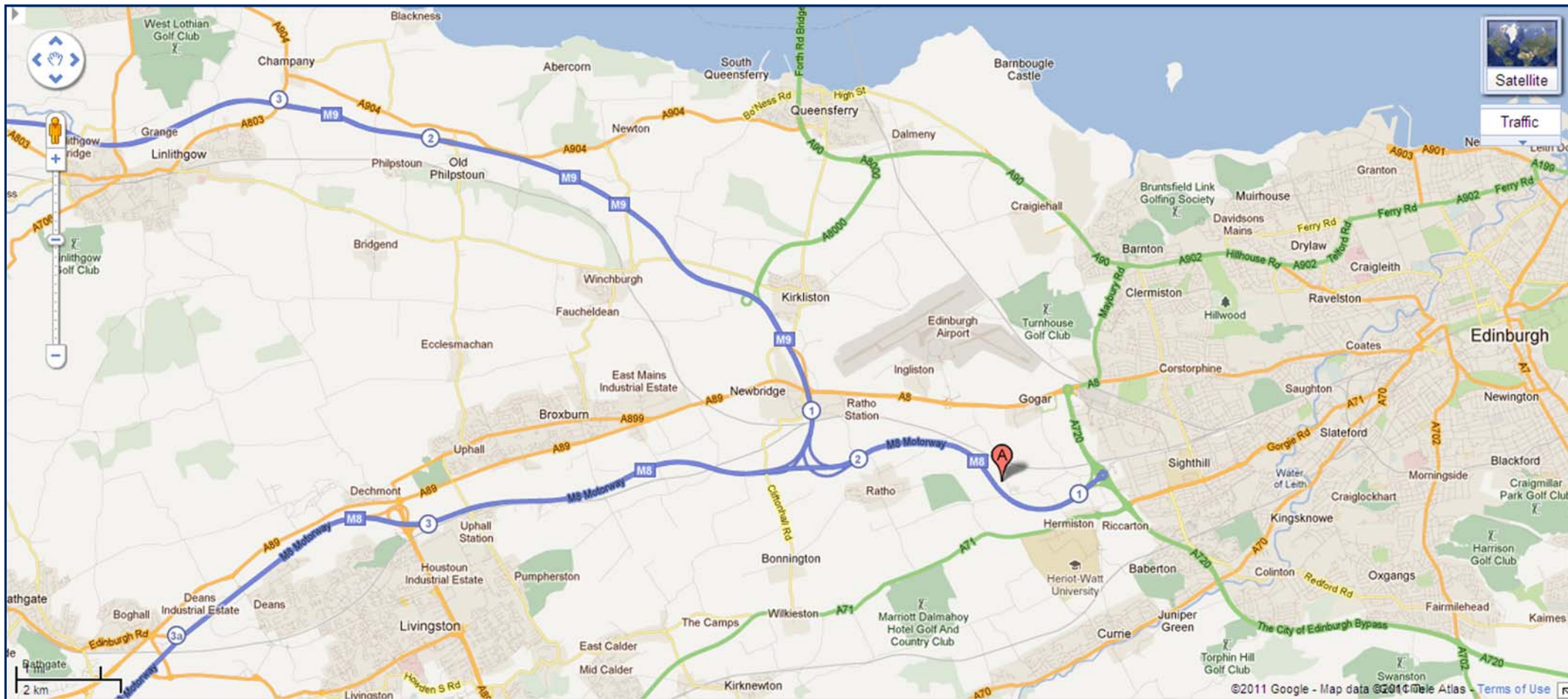
NOTE: Conference delegates should note that, unless spaces have been prebooked, they should **not** park in the main car park. This is intended for SASA staff. Visitors should therefore **not enter the main site**, but instead go to the top of Roddinglaw Road and park in the **Overflow Car Park***, at the Farm

SASA

Roddinglaw Road
Edinburgh
EH12 9FJ

T : +44(0)131 244 8890
F : +44(0)131 244 8940
E : info@sasa.gsi.gov.uk
W : www.sasa.gov.uk





SASA is located on the outskirts of Edinburgh near the airport.

By Air

Edinburgh airport is within easy reach of SASA by road. A taxi will take around 10 minutes. Edinburgh Airport website: <http://www.edinburghairport.com/>

By Rail and Bus

From Edinburgh Waverley or Haymarket train stations there are several bus routes serving the Gyle Shopping Centre from where you can take a taxi to SASA. Please call Traveline Scotland on 0871 200 22 33 or <http://www.transportdirect.info/> to plan your trip.

By Road

For satnav and google maps, please use postcode: EH12 9FJ



SASA
 Roddinglaw Road
 Edinburgh
 EH12 9FJ

© 2011 Google

T: +44(0)131 244 8890 | F: +44(0)131 244 8940
 E: info@sasa.gsi.gov.uk | W: www.sasa.gov.uk

